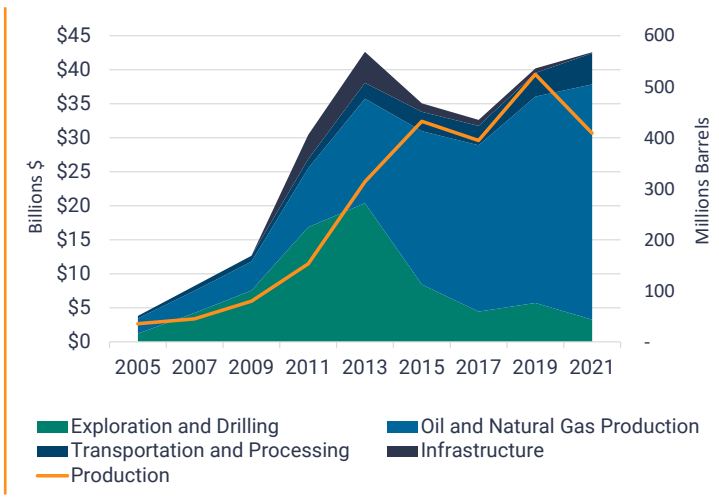


THE ECONOMIC IMPACT OF OIL & NATURAL GAS

THROUGHOUT NORTH DAKOTA IN 2021

\$42.58 BILLION TOTAL ECONOMIC IMPACT IN 2021

30.8%
OF ND'S GROSS STATE PRODUCT
CAME FROM THE OIL & GAS INDUSTRY



EXPLORATION & DEVELOPMENT

Exploring, well drilling, well completions

\$2.21 BILLION in direct impacts, plus **\$1.06 BILLION** in secondary impacts

EXTRACTION & PRODUCTION

Oil and gas production activities

\$29.3 BILLION in direct impacts, plus **\$5.24 BILLION** in secondary impacts

PROCESSING & TRANSPORTATION

Pipeline operations, crude by rail, refining & gas processing

\$3.3 BILLION in direct impacts, plus **\$1.28 BILLION** in secondary impacts

INFRASTRUCTURE DEVELOPMENT

Investment in infrastructure

\$95.7 MILLION in direct impacts, plus **\$54.1 MILLION** in secondary impacts

14,200 DIRECT JOBS SUPPORTED BY THE INDUSTRY IN 2021

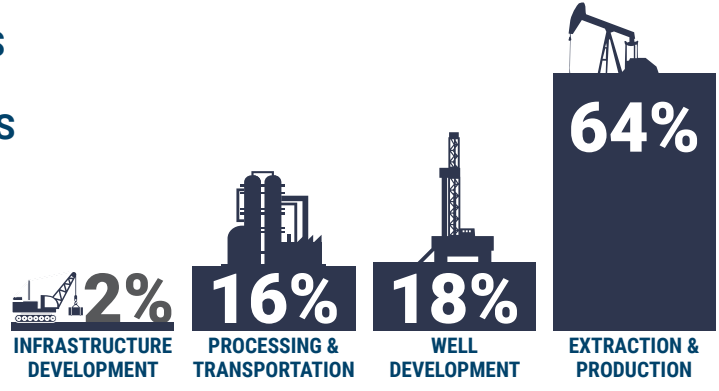
35,200 SECONDARY JOBS SUPPORTED BY THE INDUSTRY IN 2021

49,385 TOTAL JOBS

WITH A PAYROLL TOTALING **\$3.9 BILLION**

LONG-TERM JOBS & CAREERS FOR NORTH DAKOTANS

The majority of the nearly 50,000 jobs supported by the industry are in Production and Extraction, which are long-term and held by North Dakotans living, working and raising families in the state.



THIS STUDY WAS FUNDED BY:



North Dakota
oil & gas research program

FIND & FOLLOW US

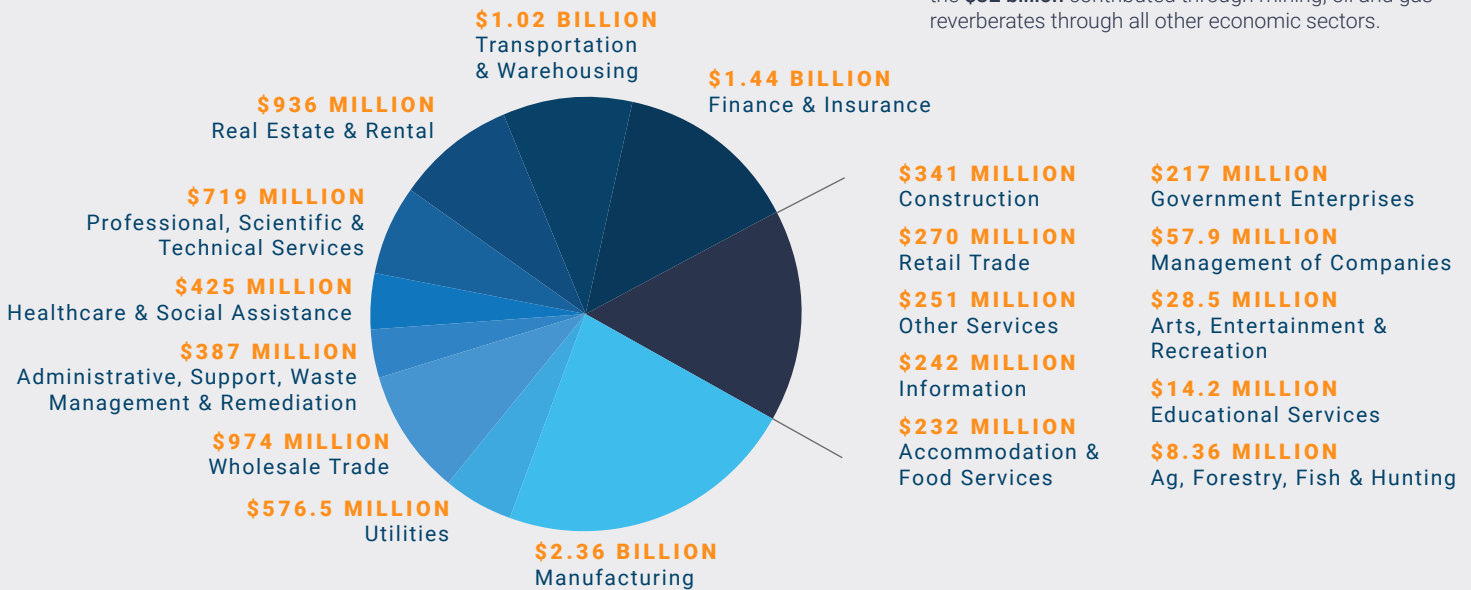
NDPetroleumFoundation.org
Facebook/NDPetroleumFoundation
Instagram/NDPetroleumFoundation



The North Dakota State University Department of Agribusiness and Applied Economics looked at the economic impacts of the petroleum industry in North Dakota. The study shows the industry continues to be an economic powerhouse for the state.

ALL ECONOMIC SECTORS BENEFIT FROM OIL & NATURAL GAS

Oil and natural gas requires products and services from a multitude of businesses, and its employees spend money in our state and local economies. In addition to the **\$32 billion** contributed through mining, oil and gas reverberates through all other economic sectors.



\$3.8 BILLION

IN STATE AND LOCAL GOVERNMENT REVENUES,
WHICH HELP FUND PRIORITIES INCLUDING:



TAXES & FEES PAID DIRECTLY BY INDUSTRY

\$2.25 BILLION
in Severance Taxes

\$174.3 MILLION
in Sales and Use, Property, and Income Taxes

\$82.6 MILLION
in Licenses, Fees, Permits, Donations, and Other Taxes

ROYALTIES & LEASE BONUSES PAID DIRECTLY

\$1 BILLION
in Royalties

\$1.8 MILLION
in State and Federal Lease Bonuses

SECONDARY EFFECTS FROM INDUSTRY

\$53.7 MILLION
in Secondary Sales and Use Taxes

\$22.1 MILLION
in Personal and Corporate Income

\$29.7 MILLION
in Licenses, Fees, Permits, Donations, and Other Taxes



EDUCATION



EMERGENCY SERVICES



INFRASTRUCTURE & ROADS



OUTDOOR HERITAGE FUND, PARKS & RECREATION



INDIVIDUAL TAX RELIEF



READ THE FULL STUDY: NDPetroleumFoundation.org/2019-Economic-Impact

THIS STUDY WAS
CONDUCTED BY:

NDSU NORTH DAKOTA
STATE UNIVERSITY

Department of Agribusiness and Applied
Economics and Center for Social Research